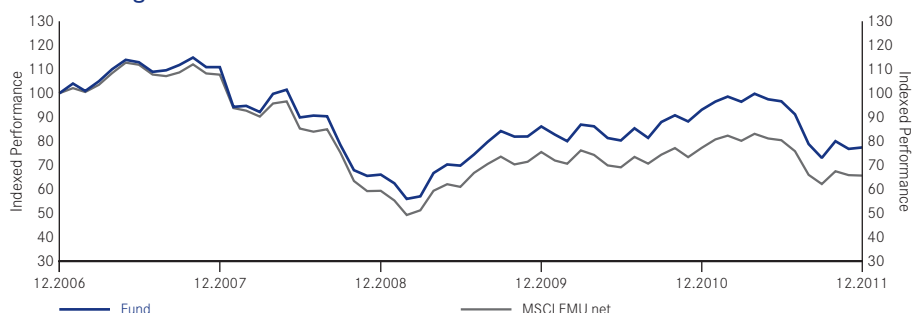


Euro-Markets Fund

E-Non-distributing Share Performance in €



Cumulative Performance	1 Month %	3 Months %	6 Months %	1 Year %	Year to Date %	Annualised (3 Years) %	Annualised (5 years) %	Annualised (Since Launch) %
E Class	0.8	5.9	-19.9	-16.9	-16.9	5.4	-5.0	2.0
MSCI EMU net	-0.3	5.7	-18.3	-14.9	-14.9	3.5	-8.0	-0.6

Calendar Year Performance	2007 %	2008 %	2009 %	2010 %	2011 %
E Class	10.9	-40.4	30.3	8.1	-16.9
MSCI EMU net	7.8	-44.9	27.3	2.4	-14.9

Fund Data

Status	Sub-Fund of Luxembourg SICAV
Fund Manager	Alice Gaskell/Andreas Zoellinger
Launch Date of Fund	04.01.1999
Launch Date of Class E EUR	04.01.1999
Base Currency	€
Additional Dealing Currencies	US\$
Benchmark	MSCI EMU net
Morningstar Category	Eurozone Large-Cap Equity
Total Fund Size (m)	€1,516.9

Codes

ISIN	LU0093503141
Bloomberg Equity Ticker	MEREMAE LX
Reuters Page Id	009350314X.LL

Dealing & Prices

Dealing Information	
Trading Frequency	Daily, forward pricing basis
Settlement	Trade date + 3 days
Fees	
Initial Charge (E shares)	3 %
Annual Management & Distribution Fees (E shares)*	2.00 %
NAV	
E Class	13.01 (€)
12 Months High/Low NAV	
E Class	16.85/11.48 (€)

Additional Dealing Codes

Currency	CUSIP	ISIN
US\$	Not available	LU0171278376

Equity Fund	
Stockmarket Capitalisation	Large
	Mid
	Small
Style	Flexible

*number of stocks

Awards & Ratings

S&P Fund Management Rating	AA
Crosby Forsyth Rating	AA
Morningstar Qualitative Rating	Superior

Summary of Investment Objective

The Euro-Markets Fund seeks to maximise total return. The Fund invests at least 70% of its total assets in the equity securities of companies domiciled in those EU Member States participating in EMU. Other exposure may include, without limitation, investments in those EU Member States that, in the opinion of the Investment Adviser, are likely to join EMU in the foreseeable future and companies based elsewhere that exercise the predominant part of their economic activity in EMU-participating countries.

10 Largest Holdings

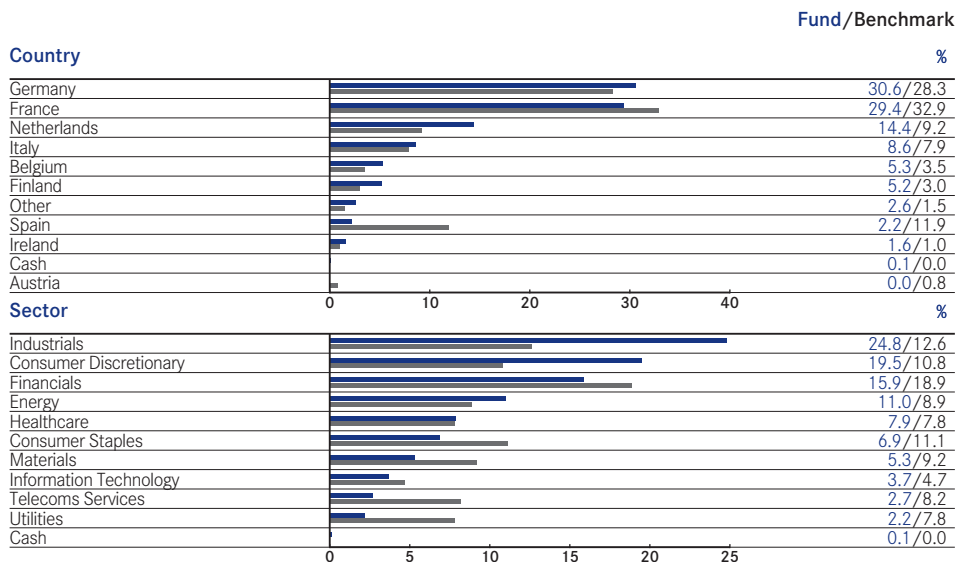
Anheuser-Busch Inbev	4.8 %
BNP Paribas	4.5
Daimler	4.2
ING Groep	4.1
SAP AG	3.7
AXA	3.6
Legrand	3.6
Linde Ag	3.6
PPR S.A.	3.4
ENI S.p.A	3.2
Total	38.7

* The Annual Commission figure is made up of Distribution Commission of 0.50% and Annual Commission of 1.5%. ■ Sources: Fund - BlackRock Investment Management (UK) Limited (BIM(UK)L), Indices - Datastream, BIM(UK)L, Quartiles - © 2007 Morningstar, Inc. All Rights Reserved ■ BIM(UK)L Risk Grading: Medium/High Risk (on a scale of Low, Medium, Medium/High and High). This grading applies to Funds which may be expected to have all, or at least a high proportion, of their assets invested in equities, or in bonds rated below investment grade. It should only be used for comparison with other BlackRock Global Funds (BGF) and, in particular, should not be used in comparison with Funds not provided by BIM(UK)L. The grading is indicative of the level of risk of a particular Fund and is not supposed to be a guarantee of likely returns. If you are in any doubt as to the level of risk that you should take, you should seek Independent Advice. ■ This factsheet is available to Qualified Investors and Professionals in some jurisdictions on a limited private placement basis subject to applicable laws and regulations in the country of distribution. The factsheet is confidential and should not be reproduced or distributed to persons other than the recipient. Performance is shown as of the date listed on the top of the sheet on a NAV price basis with income reinvested. Prior to the introduction of single pricing on 4 February 2002, bid prices were used for Funds previously within the Mercury Selected Trust range. Performance figures are calculated net of annual fees. The above Fund data is for information only. The number of shares quoted for each fund are indicative and actual numbers may fall outside of the ranges shown. BGF is an open-ended investment company established in Luxembourg. Subscriptions in BGF are valid only if made on the basis of the current Prospectus, the most recent financial reports and the Simplified Prospectus which are available on our website. Fluctuation may be particularly marked in the case of a higher volatility Fund and the value of an investment may fall suddenly and substantially. Investors should read the fund specific risks in the Simplified Prospectus. Past performance is no guide to future performance. The value of investments and income from them can fluctuate and are not guaranteed. Rates of exchange may cause investments to go up or down. Investors may not get back the amount they invest. BGF is only available for investment by non-US citizens who are not residents of the US. It is not offered for sale or sold in the US, its territories or possessions. The Funds are not registered for sale to the public in all jurisdictions. The Fund Manager's report represents the views of BlackRock (Channel Islands) Limited, the Investment Manager of BGF. The Investment Objective stated above is a summary of the main objectives of the Fund. Please refer to the BGF Simplified Prospectus for further details. BlackRock Investment Management (UK) Limited (authorised and regulated by the Financial Services Authority). Registered office: 12 Throgmorton Avenue, London, EC2N 2DL. Registered in England No. 2020394. For your protection, telephone calls are usually recorded.

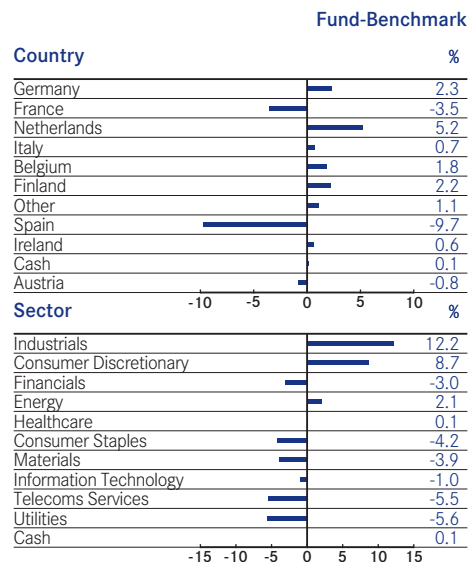
Euro-Markets Fund

continued

Composition of Fund



Asset Allocations Analysis - Active Position



Fund Risk Statistics

	3 Years	5 Years	Since Launch
Volatility (%)			
- Fund	21.4	21.4	19.4
- Benchmark*	21.0	20.9	19.9
Beta	1.00	1.00	0.94

* The Benchmark under Fund risk statistics for the Euro-Markets Fund is MSCI EMU net. ■