

Pacific Equity Fund

Performance to 31 July 2010

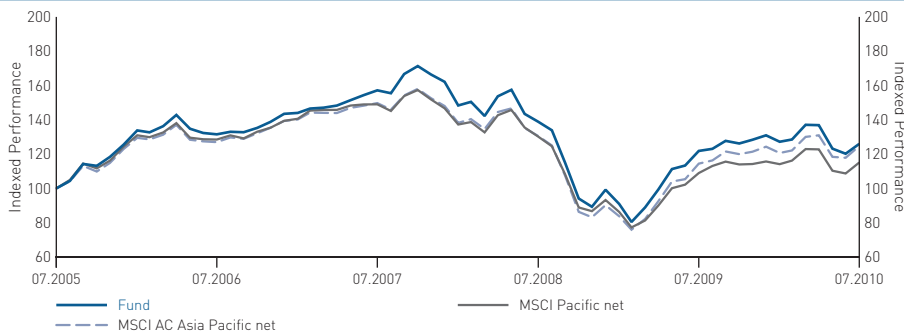
Not For Use As a Public Offer

Equity Fund

Risk Grading
 ↓
 Low ■ ■ ■ High

BLACKROCK

A-Non-distributing Share Performance in US\$



Cumulative Performance	1 Month %	3 Months %	6 Months %	1 Year %	Year to Date %	Annualised (3 Years) %	Annualised (5 years) %	Annualised (Since Launch) %
A Class	4.8	-8.0	-1.0	3.4	-3.8	-7.1	4.7	5.6
MSCI AC Asia Pacific net	5.8	-4.7	3.4	9.0	0.4	-5.9	4.6	1.9
MSCI Pacific net	5.9	-6.2	0.9	5.7	-0.5	-8.2	2.9	0.1
Quartile ranking	3	4	4	3	4	2	2	1

Calendar Year Performance

	2005 %	2006 %	2007 %	2008 %	2009 %
A Class	26.8	14.3	13.0	-38.8	31.9
MSCI AC Asia Pacific net	22.5	13.4	6.3	-39.0	37.9
MSCI Pacific net	22.6	12.2	5.3	-36.4	24.2

Fund Data

Status	Sub-Fund of Luxembourg SICAV
Fund Manager	Nick Scott/Rob Weatherston
Launch Date	05.08.1994
Base Currency	US\$
Additional Dealing Currencies	€, £
Benchmark	MSCI AC Asia Pacific net
Morningstar Sector	Equity Asia Pacific
Total Fund Size (m)	US\$157.5

Codes

CUSIP	L1049K483
ISIN	LU0035112944
Bloomberg Equity Ticker	MERPEAI LX
Reuters Page Id	BLRKIT
Swiss Valoren Number	600355

Dealing & Prices

Dealing Information	
Trading Frequency	Daily, forward pricing basis
Settlement	Trade date + 3 days
Fees	%
Initial Charge (A shares)	5
Annual Management Fee (A shares)	1.50
NAV	(US\$)
A Class	23.84
12 Months High/Low NAV	(US\$)
A Class	26.78/22.44

Additional Dealing Codes

Currency	CUSIP	ISIN
£	L1049K442	LU0171290744
€	L1049K400	LU0171290314

		Equity Fund
Stockmarket Capitalisation	Large	70-100 stocks
	Mid	
	Small	
Style		Value

Awards & Ratings

Morningstar Qualitative Rating	Standard
--------------------------------	----------

Summary of Investment Objective

The Pacific Equity Fund seeks to maximise total return. The Fund invests at least 70% of its total assets in the equity securities of companies domiciled in, or exercising the predominant part of their economic activity in the Asia Pacific region. Currency exposure is flexibly managed.

10 Largest Holdings

	%
BHP Billiton	3.7
Toyota Motor	3.0
Shinhan Financial Group	2.8
Australia & New Zealand Banking Group	2.7
National Australia Bank	2.5
Mitsubishi UFJ Financial Group	2.4
Sony	2.4
China Construction Bank	2.3
NTT DoCoMo	2.0
Takeda Pharmaceutical	2.0
Total	25.8

Published NAV

www.blackrocklatam.com

Financial Times
 Börsen-Zeitung
 Het Financieele Dagblad

Il Sole 24 Ore
 South China Morning Post
 Der Standard

VSD
 Hong Kong Economic Times
 Neue Zürcher Zeitung

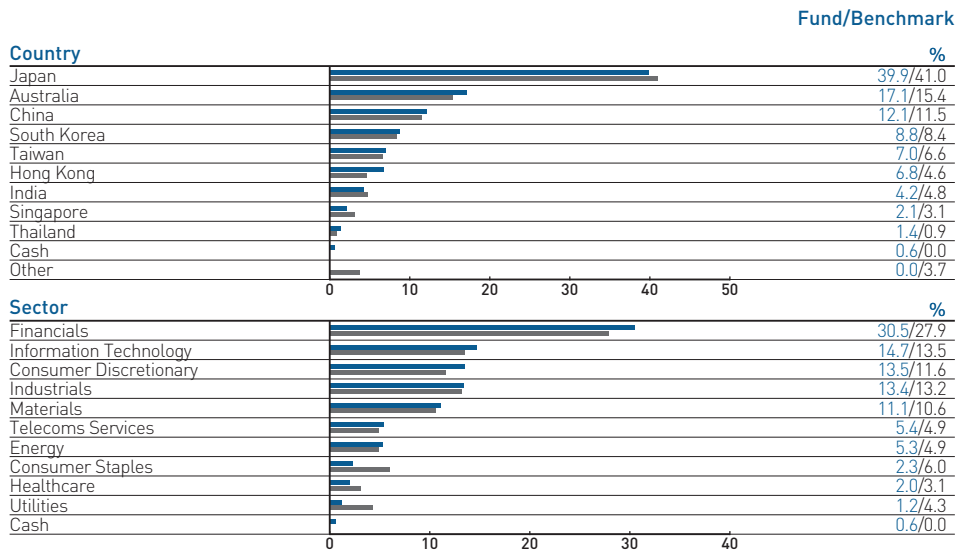
Sources: Fund - BlackRock Investment Management (UK) Limited (BIM(UK)L), Indices - Datastream, BIM(UK)L, Quartiles - © 2007 Morningstar, Inc. All Rights Reserved. ■ BIM(UK)L Risk Grading: Medium/High Risk (on a scale of Low, Medium, Medium/High and High). This grading applies to Funds which may be expected to have all, or at least a high proportion, of their assets invested in equities, or in bonds rated below investment grade. It should only be used for comparison with other BlackRock Global Funds (BGF) and, in particular, should not be used in comparison with Funds not provided by BIM(UK)L. The grading is indicative of the level of risk of a particular Fund and is not supposed to be a guarantee of likely returns. If you are in any doubt as to the level of risk that you should take, you should seek Independent Advice. ■ This factsheet is available to Qualified Investors and Professionals in some jurisdictions on a limited private placement basis subject to applicable laws and regulations in the country of distribution. The factsheet is confidential and should not be reproduced or distributed to persons other than the recipient. Performance is shown as of the date listed on the top of the sheet on a NAV price basis with income reinvested. Prior to the introduction of single pricing on 4 February 2002, bid prices were used for Funds previously within the Mercury Selected Trust range. Performance figures are calculated net of annual fees. The above Fund data is for information only. The number of shares quoted for each fund are indicative and actual numbers may fall outside of the ranges shown. BGF is an open-ended investment company established in Luxembourg. Subscriptions in BGF are valid only if made on the basis of the current Prospectus, the most recent financial reports and the Simplified Prospectus which are available on our website. Fluctuation may be particularly marked in the case of a higher volatility Fund and the value of an investment may fall suddenly and substantially. Investors should read the fund specific risks in the Simplified Prospectus. Past performance is no guide to future performance. The value of investments and income from them can fluctuate and are not guaranteed. Rates of exchange may cause investments to go up or down. Investors may not get back the amount they invest. BGF is only available for investment by non-US citizens who are not residents of the US. It is not offered for sale or sold in the US, its territories or possessions. The Funds are not registered for sale to the public in all jurisdictions. The Fund Manager's report represents the views of BlackRock (Channel Islands) Limited, the Investment Manager of BGF. The Investment Objective stated above is a summary of the main objectives of the Fund. Please refer to the BGF Simplified Prospectus for further details. BlackRock Investment Management (UK) Limited (authorised and regulated by the Financial Services Authority). Registered office: 33 King William Street, London, EC4R 9AS. Registered in England No. 2020394. For your protection, telephone calls are usually recorded.

Contacts: International Enquiries Investor Services Centre: Tel +1.212.810.5900 ■ www.blackrocklatam.com ■ latam@blackrock.com

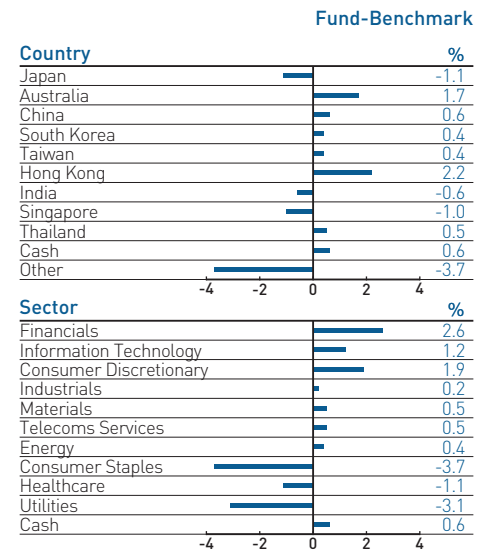
Pacific Equity Fund

continued

Composition of Fund



Asset Allocations Analysis - Active Position



Fund Risk Statistics

	3 Years	5 Years	Since Launch
Volatility (%)			
- Fund	25.5	21.1	19.5
- Benchmark*	24.5	20.3	18.7
Beta	1.02	1.01	0.92

* The Benchmark under Fund risk statistics for the Pacific Equity Fund is MSCI AC Asia Pacific net. ■